

# ALLENDALE SHOPPING CENTER

11 Cheshire Rd. (Route 8) Pittsfield, MA



## 19,471 SF AVAILABLE FOR LEASE

### PROPERTY DETAILS

FOR LEASE: 19,471 SF

USES: Retail, medical, or service

PARKING: Can accommodate for 987 cars

- Join this 220,000 SF shopping center!
- Located in the heart of the Berkshires.
- Just a short drive to I-90 (MA Pike) and I-91.
- Great location with excellent visibility from the intersection of Route 8 & Route 9.

### ABOUT US

New England Retail Properties, Inc. is a full service commercial real estate development and brokerage company specializing in shopping center leasing, development and investment sales.

New England Retail Properties Inc.  
150 Hartford Ave. Wethersfield, CT 06109  
info@newenglandretail.com  
860.529.9000

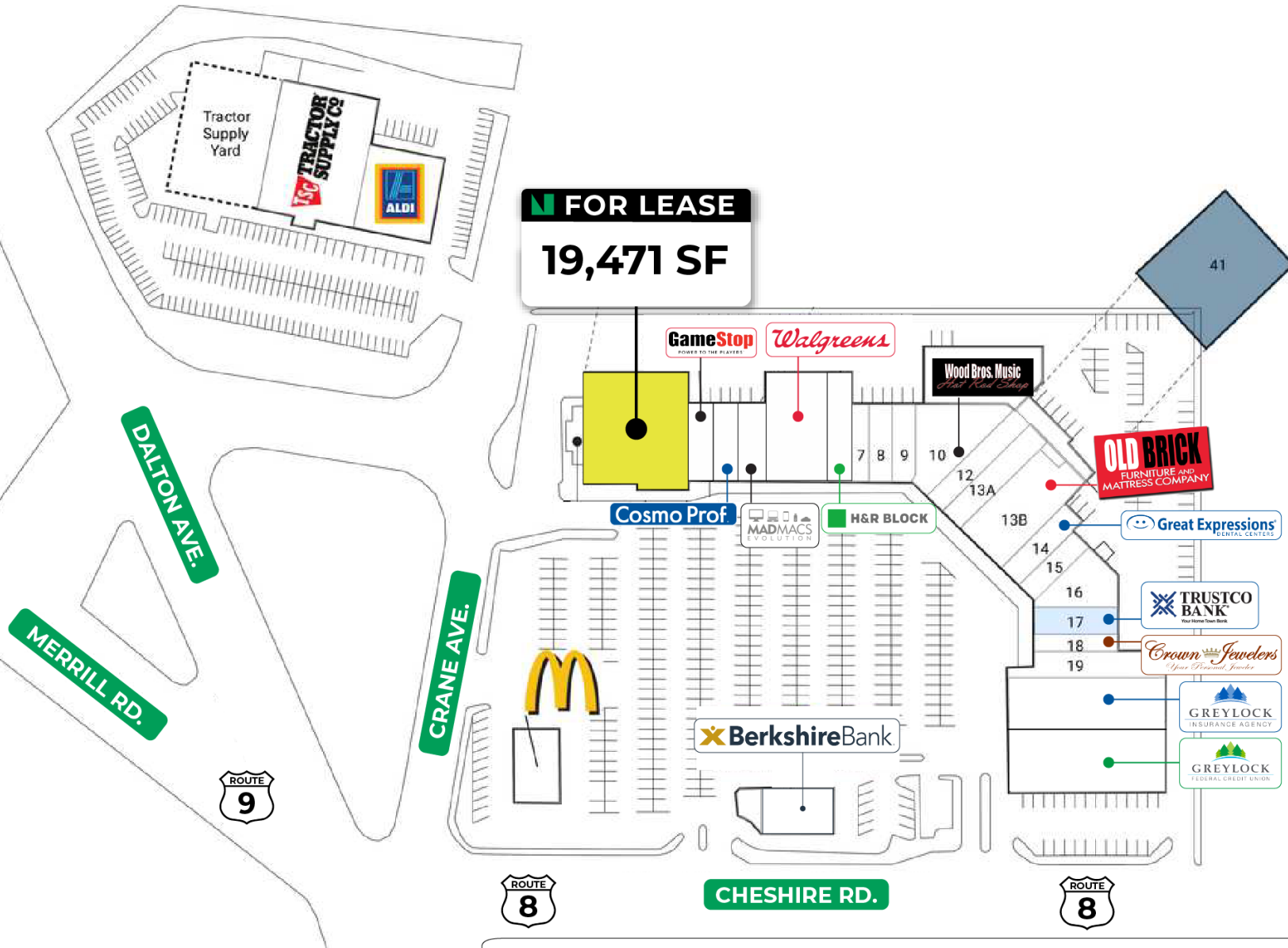
**EXCLUSIVE BROKER**  
Matt Halprin  
860.529.9000 X 105 | 860.729.6810  
halprinm@newenglandretail.com

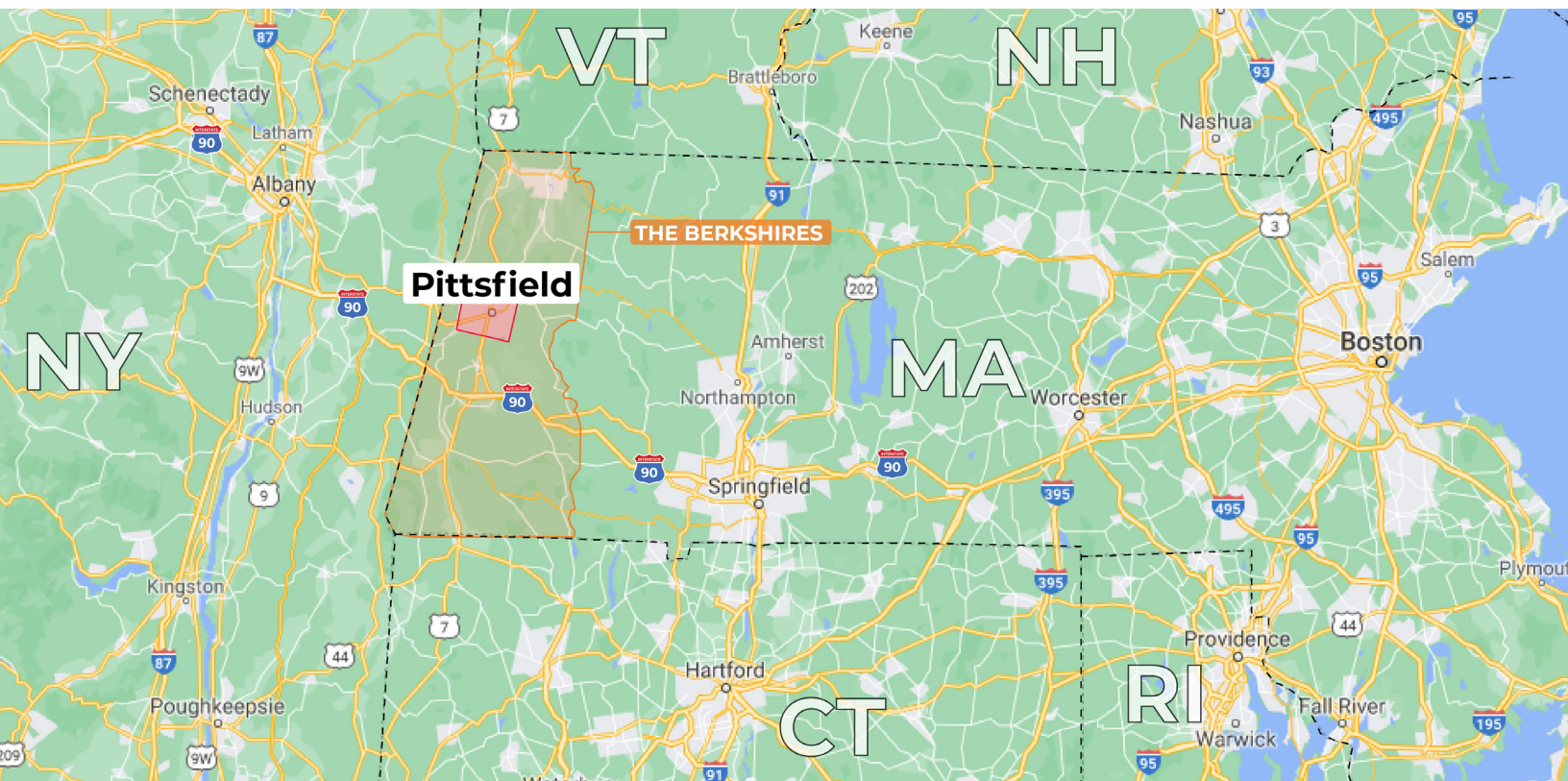
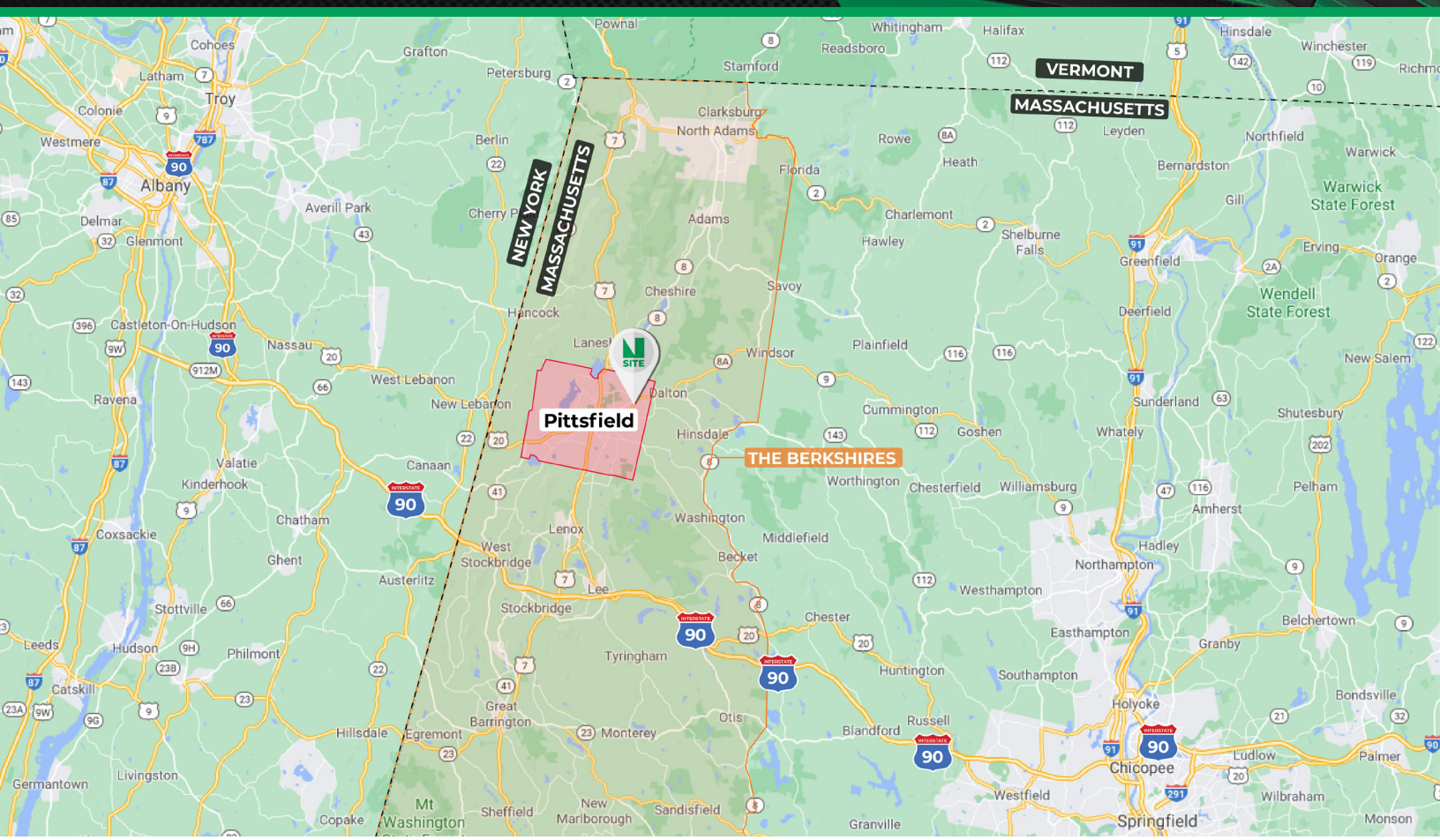
**PROPERTY OWNER**  
PHILIPS INTERNATIONAL

ICSC MEMBER  
SITE SOURCE RETAIL BROKER NETWORK MEMBER

Please visit us at [www.newenglandretail.com](http://www.newenglandretail.com)

**FLOOR PLAN | 19,471 SF AVAILABLE**





**EXCLUSIVE BROKER**  
Matt Halprin  
860.529.9000 X 105 | 860.729.6810  
halprinm@newenglandretail.com

**PROPERTY OWNER**



**PHILIPS INTERNATIONAL**



Please visit us at [www.newenglandretail.com](http://www.newenglandretail.com)



DEMOGRAPHICS	3 MILE	5 MILES	10 MILES
TOTAL POPULATION	35,052	50,794	66,749
TOTAL # OF HOUSEHOLDS	16,236	23,284	30,569
AVG. HOUSEHOLD INCOME	\$72,810	\$78,599	\$85,818

**TRAFFIC COUNTS**

ROUTE 8 (CHESHIRE RD.)	13,909 VPD
DALTON AVE.	25,750 VPD
ROUTE 9 (MERRILL RD.)	19,134 VPD

**FLOOR PLAN | 19,471 SF AVAILABLE**

